








13 801 892

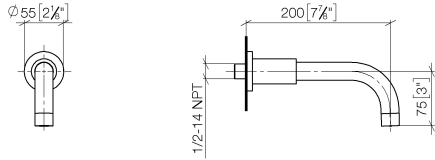


- 200mm projection
- circular normal flow
- rosette Ø 55 mm
- hole diameter 37 mm
- 1/2" connection
- max. flow 29 l/min at 3 bar flow pressure
- WRAS 1811020

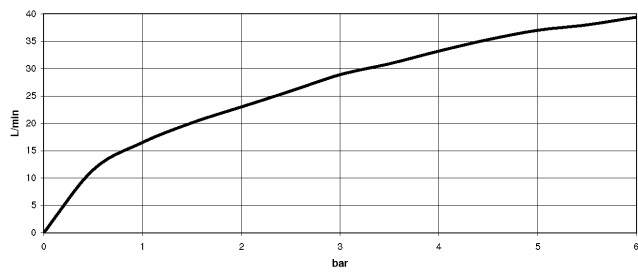
	Brushed Chrome	13 801 892-93
	Chrome	13 801 892-00
	Brushed Platinum	13 801 892-06
	Platinum	13 801 892-08
	Dark Chrome	13 801 892-19
	Brushed Durabronze (23kt Gold)	13 801 892-28
	Matte Black	13 801 892-33
	Brushed Champagne (22kt Gold)	13 801 892-46
	Champagne (22kt Gold)	13 801 892-47
	Brushed Dark Platinum	13 801 892-99

13 801 892

mm [inches]



Flow rate chart

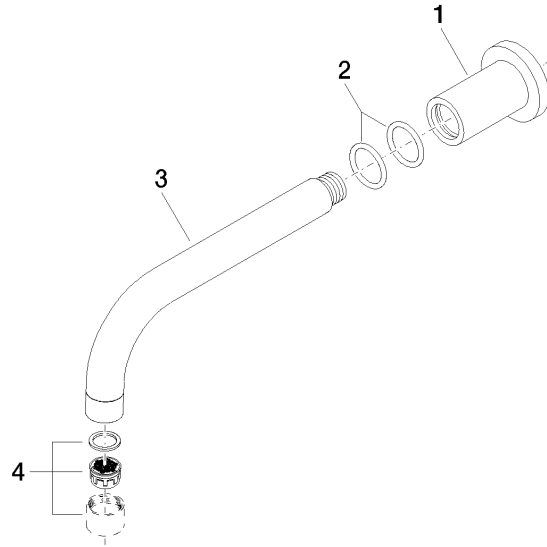


Certificates

LGA_18923. IAPMO_4976 (2). WRAS_1811020.

13 801 892

Parts for other finishes can be found here: [Chrome](#)



Spare parts list

No.	Item Number	Name	Quantity used	Delivery time
1	09 27 89 009-93	rosette	1	20
2	90 14 10 025 00 90	seal	2	2
3	04 28 22 198 20-93	spout	1	20
4	90 23 01 024 00-93	aerator	1	20